

Driver's Guide

E4500



Effective with unit number 64455



1. Main Battery Disconnect Switch
2. Exterior Entrance Door Switch
3. Stationary Regen Switch
4. Wheelchair Lift
5. Wheelchair Lift Hand Held Controller
6. Cruise Control—ON Switch
7. Cruise Control—OFF Switch
8. Cruise Control—SET Switch
9. Cruise Control—RESUME Switch
10. Cruise Control—CANCEL Switch
11. Jake Brake Control—OFF
12. Jake Brake Control—LOW
13. Jake Brake Control—MEDIUM
14. Jake Brake Control—HIGH


Driver Interaction

Do this:

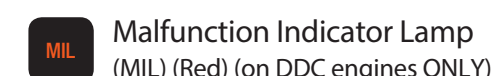
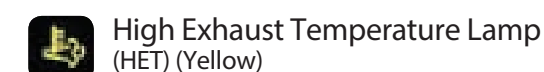
- ➔ Regeneration is required within the next 5-6 hrs (if ON solid) or 1-2 hrs (if flashing). Drive the coach above 5 mph or perform stationary regeneration. Refer to the latest versions of MCI Service Bulletin 2966 for CAT C13, 2969 for Cummins ISM and 2965 for DDC S60 at www.mcicoach.com. Tell-tale is OFF during regeneration.
- ➔ Engine derated, regeneration required. Increase speed above 5 mph or perform stationary regeneration within 30 minutes.
- ➔ Engine derated or shut down engaged. Regeneration locked out. Service required. Contact authorized service center.
- ➔ Nothing. Telltale is only active when coach is below 5 mph. When illuminated, the exhaust temperature is > 750° F (400° C) This telltale can be ON in conjunction with other telltales.
- ➔ Tell-tale indicates a failure of an emission system component. Seek service from a Detroit Diesel service facility.

2007 EPA Regeneration Tell-Tales

When you see this:



Other 2007 EPA Tell-Tales



MCI Sales and Service Centers

10 East Golf Road
Des Plaines, IL 60016 USA
(866) 624-2622

14 Harmon Drive
Blackwood, NJ 08012 USA
(800) 262-1287

1400 Barre Street
Montreal, QC H3C 1N4 Canada
(800) 663-3328

3718 LB McLeod Road
Orlando, FL 32805 USA
(800) 390-0287

9787 Clifford Drive
Dallas, TX 75220 USA
(800) 248-4942

10850 Portal Drive
Los Alamitos, CA 90720 USA
(800) 777-4101

1501 Albany Boulevard
Atlantic City, NJ 08401
(800) 263-1041

215 Maddox Simpson Parkway
Lebanon, TN 37090
(800) 927-5041

MCI Major Repair Center
520 North Spring Street
Loudonville, OH 44842
(877) 754-4404

Parts
To order parts:
(800) 323-1238 (US)
(800) 665-0155 (Canada/ English)
(800) 546-3457 (Canada/Francais)

**Technical Support and
Emergency Roadside Assistance**
(800) 241-2947



MOTOR COACH
INDUSTRIES

Going further!

www.mcicoach.com



1. Wheelchair Lift Master Switch (Optional/Not shown)
2. Cup holder
3. Power Blind Switches
4. Front Service Compartment Door Release
5. 12 Volt Power Source
6. 12 Volt Binding Post
7. Emergency Park Brake Release Valve
8. Mirror Heat Switch
9. Mirror Controls
10. Transmission Control
11. RoadRelay Driver Display Module

2007 EPA Engine Code Retrieval–Speedometer Display



To navigate to the FAULTS screen on the speedometer alphanumeric display:

- Press the MODE button 5 times, to display the DIAGNOSTIC screen,
- Press the SET button 1 time, to display the AUTO screen,
- Press the MODE button 2 times, to display the FAULTS screen,
- Press the SET button 1 time, to display the Parameter Group Number (PGN) / “code” screen,
- Press the SET button 1 time, to display the SPN / Source screen,
- Press the SET button 1 time, to display the FMI screen.

Engine Code Example: 27 (4) – EGR Valve Position Circuit / Voltage Below Normal or Shorted to Low Source

Source Code: 0 (Engine) P (SPN): 27 (FMI): 4

Dashboard Controls

1. LH Baggage Lock Switch
2. RH Baggage Lock Switch
3. Reading Lights Switch
4. High Ride/Low Ride Switch
5. Kneeling Switch
6. Entrance Door Open/Close Switch
7. Baggage Bay Lights Switch
8. Driver’s Light Switch
9. Dash Glow/Dimmer
10. Road Lights Switch
11. Driving Lights Switch
12. Aisle Lights Switch
13. Stepwell Lights Switch
14. Hazard/Warning Lights Switch
15. Tag Axle Unload Switch
16. 110 Volt Switch
17. Mud/Snow Switch
18. ABS Code Switch
19. Fast Idle Switch
20. Engine Override Switch
21. Master Power Ignition Switch
22. Engine Start Switch
23. Parcel Rack Ventilation Switch
24. Auxiliary Heater Switch
25. Driver’s Fan (Defrost)
26. Drivers Heat Control
27. Micromate Control Panel
28. Turn Signal / Air Horn / High Beam / Windshield Washer and Wipers Controller
29. Steering Column Adjustment
30. Park Brake Valve
31. Entrance Door Air Dump Valve
32. Vent
33. Transmission Touch Pad Module
34. 2:1 Transmission / Oil Temperature LCD Gauge
35. Voltmeter Gauge
36. Oil Pressure Gauge
37. Coolant Temperature Gauge
38. Engine Tachometer
39. Speedometer
40. Front Air Pressure Gauge
41. Rear Air Pressure Gauge
42. Fuel Gauge
43. SmarTire SmartWave Full Function Display (Optional)
44. Tell tales
45. CD Player/Receiver

